

**RECOMMENDED  
MF PORTFOLIO**

**Growth Portfolio - Equity 100%**



**WEALTH**

**FINANCIAL  
PRODUCTS  
DISTRIBUTORS  
NETWORK**

## Portfolio Insights

Growth Portfolio - Equity 100%







### About Growth Portfolio - Equity 100%

This portfolio is designed for long-term equity investors seeking to build wealth through diversified equity mutual fund schemes.

Inception Date <b>16th December 2013</b>	Suitable for <b>Equity Investor</b>	
Risk-o-meter <b>Very High</b>	Tenure Suitability <b>7+ Years</b>	
Benchmark <b>NIFTY 500 TRI</b>	Min. Investment <b>₹50,000/-</b>	Min. SIP <b>₹5,000/-</b>
Scheme Count <b>6 Scheme</b>	Lockin Period <b>NIL</b>	

## Portfolio Composition

Equity - 100%

	Canara Robeco Bluechip Equity Fund – Gr Large Cap	17.00%		DSP Equity Opportunities Fund - Gr Large & Mid Cap	16.00%
	Invesco India Contra Fund – Gr Contra Fund	16.00%		Kotak Emerging Equity Fund - Gr Mid Cap	17.00%
	NJ Flexi Cap Fund - Gr Flexi Cap	17.00%		SBI Large & Midcap Fund – Gr Large & Midcap	17.00%

### Fund Manager Details

Scheme Name	Fund Manager Name	No. of Managing Schemes	Managing underlying scheme since
Canara Robeco Bluechip Equity Fund - Gr	Mr. Shridatta Bhandwaladar	13	Jul-2016
	Mr. Vishal Mishra	5	Jun-2021
DSP Equity Opportunities Fund - Gr	Mr. Rohit Singhania	4	Jun-2015
Invesco India Contra Fund - Gr	Mr. Taher Badshah	2	Jan-2017
	Mr. Amit Ganatra	5	Dec-2023
Kotak Emerging Equity Fund - Gr	Mr. Atul Bhole	2	Jan-2024
NJ Flexi Cap Fund - Gr	Mr. Dhaval Patel	5	Sep-2023
	Mr. Viral Shah	5	May-2024
SBI Large & Midcap Fund - Gr	Mr. Pradeep Kesavan	14	Dec-2023
	Mr. Saurabh Pant	4	Sep-2016

**Note:**

- Source:- ACE MF | Data as on 28th February 2025

## Portfolio Insights

Growth Portfolio - Equity 100%

### Portfolio Performance

Portfolio	Median Rolling Return %					% of Observations with Returns Above 10%	
	1 Year	3 Years	5 Years	7 Years	10 Years	3 Years	5 Yrs
Growth Portfolio - Equity 100%	15.27	15.69	13.67	14.59	16.74	83.28	82.96
NIFTY 500 TRI	13.10	14.42	13.97	14.22	15.23	82.97	78.76

**Note:**

- Source:- NJ Internal
- Data from Portfolio Inception 16th December 2013 to 28th February 2025
- Total number of Observations:- 1 Yr - 3725, 3 Yrs - 2995, 5 Yrs - 2265, 7 Yrs - 1535 & 10 Yrs - 440

### Portfolio Risk Measures

Portfolio	3 Years		5 Years	
	Growth Portfolio - Equity 100% %	Nifty 500 TRI	Growth Portfolio - Equity 100%%	Nifty 500 TRI
Total Number of Observations	2995	2995	2265	2265
Number of Observations with Negative Returns (%)	2.47	2.54	0.00	0.26
Minimum Return (%)	-4.94	-6.31	1.28	-1.06

**Note:**

- Source:- NJ Internal
- Data from Portfolio Inception 16th December 2013 to 28th February 2025

### Portfolio - Sector Exposure

Major Sector Allocation	Exposure
Bank	15.10
IT - Software	10.75
Pharmaceuticals & Drugs	9.52
Others	8.77
Household & Personal Products	2.92
Automobile Two & Three Wheelers	2.47
Refineries	2.33
Finance - NBFC	2.30
Auto Ancillary	2.27
Cement & Construction Materials	2.21
<b>Above Top 10 Sector Allocation</b>	<b>58.63</b>
Other Sectors	41.37
<b>Total Allocation</b>	<b>100</b>

**Note:**

- Source:- ACE MF
- Data as on 28th February 2025

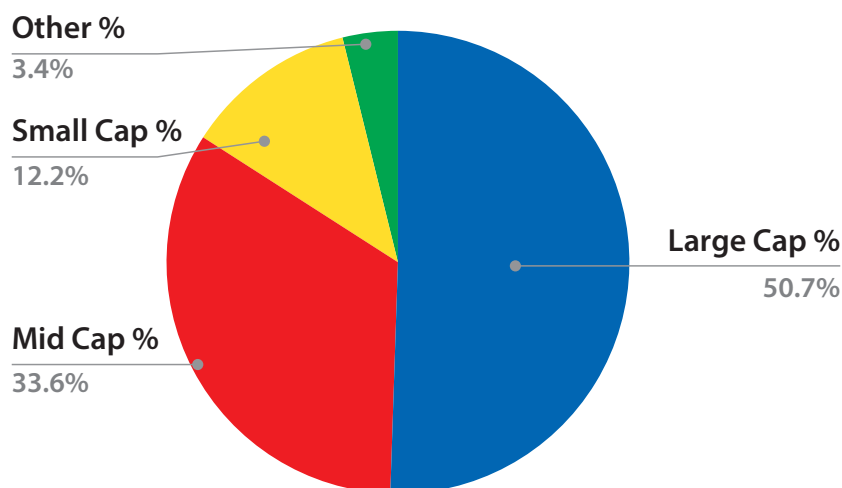
### Portfolio - Scrip Exposure

Major Stock Allocation	Exposure
HDFC Bank Ltd.	5.15
ICICI Bank Ltd.	3.76
Infosys Ltd.	2.99
Axis Bank Ltd.	2.32
Kotak Mahindra Bank Ltd.	1.77
HCL Technologies Ltd.	1.67
Alkem Laboratories Ltd.	1.63
Larsen & Toubro Ltd.	1.55
Reliance Industries Ltd.	1.39
State Bank Of India	1.38
<b>Above Top 10 Stocks Allocation</b>	<b>23.62</b>
Other Stocks	76.38
<b>Total Allocation</b>	<b>100</b>

## Portfolio Insights

Growth Portfolio - Equity 100%

### Portfolio - M-Cap Allocation



Note:-

- Source:- ACE MF
- Data as on 28th February 2025

### Portfolio Overlap

Portfolio	Canara Robeco Bluechip Equity Fund - Gr	DSP Equity Opportunities Fund - Gr	Invesco India Contra Fund - Gr	Kotak Emerging Equity Fund - Gr	NJ Flexi Cap Fund - Gr	SBI Large & Midcap Fund - Gr
Canara Robeco Bluechip Equity Fund - Gr	100	34	46	9	14	33
DSP Equity Opportunities Fund - Gr	34	100	33	21	8	33
Invesco India Contra Fund - Gr	46	33	100	12	8	26
Kotak Emerging Equity Fund - Gr	9	21	12	100	3	7
NJ Flexi Cap Fund - Gr	14	8	8	3	100	14
SBI Large & Midcap Fund - Gr	33	33	26	7	14	100

- Source:- NJ Internal
- Data as on 28th February 2025
- In Percentage of Overlapping of Equity Stocks only

## Scheme Insights

Growth Portfolio - Equity 100%

### Scheme Details

Scheme Name	Inception Date	AUM (Cr\$)	Expense Ratio	Large Cap %	Mid Cap %	Small Cap %	Other %	No. of Equity Securities
Canara Robeco Bluechip Equity Fund - Gr	20-Aug-2010	13,848	1.68	88.01	7.79	0.00	4.20	58
DSP Equity Opportunities Fund - Gr	16-May-2000	12,598	1.71	50.54	35.63	9.69	4.14	72
Invesco India Contra Fund - Gr	11-Apr-2007	15,962	1.67	58.51	22.92	16.11	2.46	70
Kotak Emerging Equity Fund - Gr	30-Mar-2007	43,941	1.47	11.17	69.38	17.23	2.22	64
NJ Flexi Cap Fund - Gr	5-Sep-2023	1,844	2.06	56.46	29.70	13.40	0.44	50
SBI Large & Midcap Fund - Gr	28-Feb-1993	27,385	1.62	40.14	35.89	16.88	7.09	72

**Note:**

- Source:- ACE MF
- AUM, M-Cap Allocation & No. of Equity Securities Data as on 28th February 2025
- Expense Ratio as on 28th February 2025, data is for regular plans

### Scheme Performance

Growth Portfolio - Equity 100%	Rolling Median Return(%)		Drawdown %	1 Year Negative Obs %	3 Year Negative Obs %
Scheme Name	3 Years	5 Years			
Canara Robeco Bluechip Equity Fund-Reg Gr	15.83	17.89	-32.66	14.90	0.00
DSP Equity Opportunities Fund-Reg Gr	19.87	20.92	-36.84	16.16	0.00
Invesco India Contra Fund-Reg Gr	20.02	21.82	-36.57	10.62	0.00
Kotak Emerging Equity Fund-Reg Gr	24.52	26.86	-36.09	7.17	0.00
NJ Flexi Cap Fund-Reg Gr*	28.24	29.25	-34.46	10.79	0.00
SBI Large & Midcap Fund-Reg Gr	21.07	21.04	-36.47	9.04	0.00
<b>Average of above Schemes</b>	<b>21.59</b>	<b>22.96</b>	<b>-35.52</b>	<b>11.45</b>	<b>0.00</b>
<b>NIFTY 500 TRI</b>	<b>18.96</b>	<b>19.18</b>	<b>-38.11</b>	<b>12.71</b>	<b>0.00</b>
<b>Nifty Midcap 100 TRI</b>	<b>27.24</b>	<b>27.39</b>	<b>-39.94</b>	<b>11.77</b>	<b>0.00</b>

**Note:**

- Source:- NJ Internal
- \* NJ Flexi Cap Returns are calculated on Backtested NAV
- Rolling Median Returns calculated by taking Median of 3 Years & 5 Years Daily Rolling between 28th February 2019 to 28th February 2025.
- Number of Rolling Median Return Observation:- 3 Years - 1096 & 5 Years - 366
- Drawdown Period:- 28th February 2019 to 28th February 2025.
- Negative Observations Period:- 28th February 2019 to 28th February 2025.
- Number of Negative Observations:- 1 Year - 1826 & 3 Years - 1096

"Past performance may or may not be sustained in future and is not a guarantee of any future returns".

[www.njwealth.in](http://www.njwealth.in)



Disclaimer: NJ India Invest Private Limited (NJ) is a mutual fund distributor. The NJ Recommended Portfolio is curated based on our research and analysis. The information contained herein does not constitute, and should not be construed as, investment advice or a recommendation to buy, sell, or otherwise transact in any security or investment product or an invitation, offer or solicitation to engage in any investment activity. It is not personalized investment advice and does not guarantee returns or suitability for any specific client. Clients are strongly advised to discuss with your NJ Partner to assess your risk appetite, financial goals, and investment needs to understand the best suitable portfolio that aligns with your requirements before making any investment decisions. NJ assumes no liability for any investment decisions made based on this portfolio. To the extent that any information is regarding the past performance of securities or

investment products, please note such information is not a reliable indicator of future performance and should not be relied upon as a basis for an investment decision. Past performance does not guarantee future performance and the value of investments and the income from them can fall as well as rise. No investment strategy is without risk and markets influence investment performance. Investment markets and conditions can change rapidly, and investors may not get back the amount originally invested and may lose all of their investment.

**Mutual fund investments are subject to market risks, read all scheme related documents carefully before investing.**

NJ INDIA INVEST PRIVATE LIMITED (AMFI REGISTERED MUTUAL FUND DISTRIBUTOR - ARN 0155)